

Monique O'Hare

Hutchinson School

ELA Writing Tri-state review


Student Objective: The student will expand utterances and responses to questions using basic sentence patterns.

Lesson Objective: The student will use correct sentence structure by completing sentences related to spring.

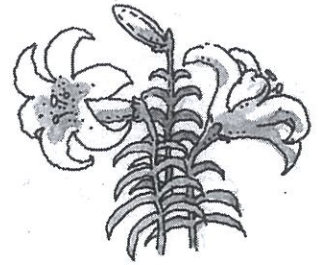
Materials: 50 Month-by-Month Draw and Write Prompts (Scholastic), board

Procedure:

1. The therapist will create a web graphic organizer on the whiteboard to generate ideas about the signs of spring. The student will provide various signs of spring as the therapist writes them on the whiteboard.
2. The student will complete a picture on the Signs of Spring worksheet using ideas generated on the board.
3. The student will verbally complete the sentences on the sheet, with prompts as needed.
4. The student will write his sentences on the sheet, referencing his picture and/or ideas on the board as needed. The therapist will provide prompts for sentence expansion as needed.




Signs of Spring



by Dustin



What things do you see when it is almost springtime? Draw a picture that shows some of the signs of spring.



When spring is almost here, I see a rainbow
up in the clouds.

I also see flowers on the grass.

The weather becomes fairy and windy.

When it is springtime, I like to go to the playground
with my mom.